

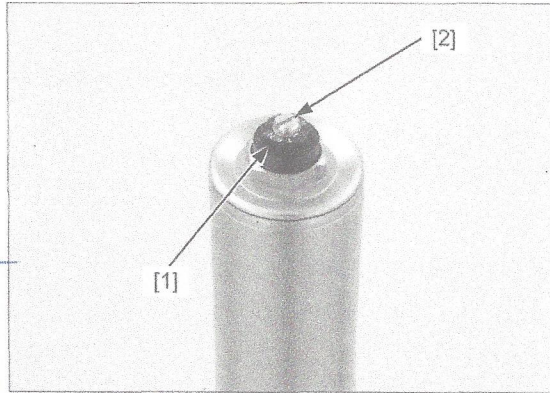
Case : 304 gr

25/05/2021

**FRONT WHEEL/SUSPENSION/STEERING**

When disassembling the fork leg, turn the pre-load adjuster [1] and rebound adjuster [2] counterclockwise to the softest position (be sure to record the number of turns from the starting position).

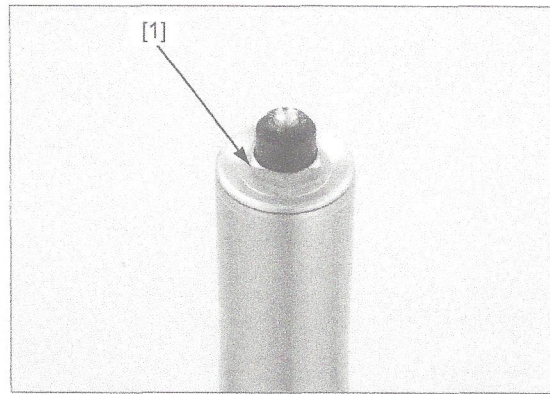
	G	D
1	5 + 1/6 (8,2mm)	5 + 2/6
2	8 clics	58 clics



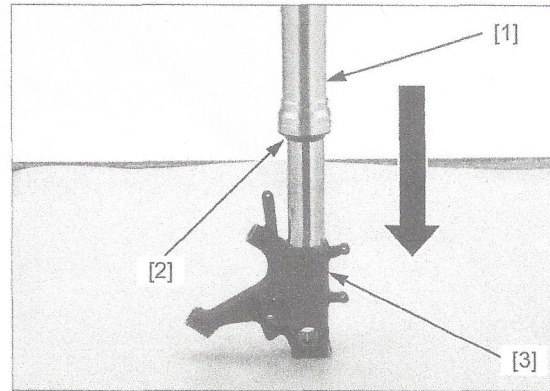
**DISASSEMBLY**

Remove the fork bolt [1] from the fork slider.

fork bolt mm	233,0	232,9
Hub cl.	450	460
Reaper	437	440



Push the fork slider [1] slowly down, and gently seat the dust seal [2] onto the axle holder [3].



Except U.S.A. tool:  
Be careful not to  
damage the spring  
collar holes.

Attach the spring collar holder [1] to the spring collar holes [2].

**TOOL:**  
Spring collar holder

070MF-MBZC110  
(Not available in  
U.S.A.)

Compress the spring collar [3] with the spring collar holder.

